

Miniature Arms

July 2012

The Journal of
the Miniature
Arms Collectors/
Makers Society

The Worlds Biggest Miniature Arms Publication



Flintlock & Percussion Pistols From the Whichard Collection

Auction Highlights



Forsyth System Ring Gun



Gordon Heasman Revolver

Also in
This Issue

A Jos^h Child
Muff Pistol

Antonio Rincon
Garniture Set

Little All Right
Palm Pistol

Pinfire
Page:

The Miniature Arms Journal



President.....Wayne Driskill
 Vice PresidentGary Lowe
 SecretaryZavie Kucer
 TreasurerAlice McGinnis
 Directors.....Bill Adrian
 Ken Whichard
 David Kucer
 Michael Barrett
 Ted Campbell Jr.
 Corporate Agent.....James Schmidt
 Editor/Art Director.....Bob Urso
 Western NewsGil Metcalf
 MembershipCarmen & Josie Gianforte
 Exhibit Directors.....Bob & Alice McGinnes
 Plan Librarian.....Carmen Gianforte
 Webmaster.....Dr. Brad Maxfield

The Miniature Arms Journal (formerly Shooting The Breeze) is published four times a year for and by the members and friends of the Miniature Arms Collectors/Makers Society, Ltd.

The current renewal dues are:
 United States \$35.00/year
 Canada & Mexico \$40.00/year
 All other international \$55.00/year

New memberships will be an additional \$10.00 for the first year as follows:
 United States \$45.00
 Canada & Mexico \$50.00
 All other international \$65.00.
 New members will receive all available back issues in the current volume. Dues (checks made out to the Miniature Arms Society) and correspondence concerning membership should be sent to

Alice McGinnis
 2109 Spring Street
 Cross Plaines, WI 53528
 Tel. (608) 798-2860

Society Officers 2012

President
 Wayne Driskill
 1707 Spring Glen Lane
 Pearland, TX 77581-5590
 Tel. (281)485-1830
 wdriskill@hotmail.com

Treasurer
 Alice McGinnis
 2109 Spring Street
 Cross Plaines, WI 53528
 Tel. (608) 798-2860
 mcginnr@chorus.net

Membership Chairman
 Carmen & Josie Gianforte
 664 Francisco Road NW
 Georgetown, TN 37336
 Tel (423) 5591546
 cjgin40@gmail.com.

The Presidents Message

Hello All,

The NRA Show was a blast for those of us that were there. Ted Campbell was awarded three NRA medals for his wonderful display of miniatures. Many thanks to Ted & Betty Campbell, and David & Zavie Kucer, for their many hours spent manning the MAS booth, answering thousands of questions, and showing the public their wonderful treasures. Educating the public is one of the most important things I feel we can do as a club, and this is a venue where we really get a chance to show what we do to tens of thousands of interested people.

Please take a look at our new MAS Polo shirts and the new Paterson capper keyfob/pendants which are featured in this issue. These are a great way to help support our club and show your friends you collect miniatures. A real big thanks to Michael Mirman who used one of Hersch Kopp's Paterson capper pendants as the model, and had them remade in bronze and sterling silver for the club at his cost for materials and nothing for his labor. THANKS MIKE!!!

I've had a busy year with shows across the country. Interest in miniatures seems to be up and growing slowly but steadily. Now that Summer is here, I'm looking forward to the normal slowdown. It's time I get to spend with family and friends. As I write this, I'm in California visiting relatives. This past weekend my sons and I attended the annual Nevada Light Artillery shoot in Fallon, Nevada hosted by MAS member Vic Williams. What a blast we had! We are all now official Gunnery Sargents, having qualified and shown proficiency in properly loading and shooting muzzle loading cannons of 2" bore or larger. Nick got to shoot a 1863 3" British Whitworth breech loading cannon as used by the CSA during the Civil War. We shot lots of sub machine guns and several World War II belt feds. I have photos and videos and will try to get some of them posted on my website when I get home.


There are elections being held at all areas of government all over the country. Please remember to vote, and to vote for people who will defend and support our rights to collect, own, and shoot firearms.

I look forward to seeing you somewhere in my travels. Until then, keep your powder dry!

Regards,

Wayne Driskill

President – Miniature Arms Society
 (281)485-1830 Office (281)468-7103 Cell
 wdriskill@hotmail.com





From the Editor

First of all thanks to all those who contributed to this issue. The Show News reports, and photos, the gun and shop articles are essential to keeping this Journal alive.

That said, however, if you look at the table of contents to the right, my name comes up waaaaay too often. I can't keep this up.

I need your help.

Nuff said.

All the best,
Bob Urso, Editor
boburso@comcast.net
tel. 360-733-4406

In this issue

Letters & email	4
New Members	6
Alice's Corner	6
Timonium Gun Show News by Coral Whichard	7
Baltimore Antique Gun Show News by Bob & Alice McGinnis	8
NRA Show News and Silver Medal Winners by Ted Campbell	10
A Gordon Heasman Revolver by Bob Urso	13
Miniatures from the Whichard Collection Flintlock & Percussion Pistols by Bob Urso	14
Little All Right Palm Pistol by Bob Urso	20
Boutet Garniture Set by Antonio Rincon	22
A Jos ^h Child Percussion Boxlock by Ron Weingarten	24
Forsyth System Ring Gun by Wayne Driskill	26
Xu Yan's shop	27
Auction Highlights by Bob Urso	28
The Pinfire Page A Czech pistol and more.	30
Websites & Wired - Members email addresses	32
Shop or Swap	34

Letters



and Connections

Jim Kelly's Email

Mr. Urso -

I joined last Spring, attended the NRA show.

My email is: jkellymetal@gmail.com should you choose to include it in MAJournal

Jim Kelly

Werner E. Emrich Email

Hi Bob,

I don't think I ever provided my E-mail address to be included in the magazine.

It's lionel2341@yahoo.com

Thanks, Werner E. Emrich

Carmen On the Go...

Bob,

As usual i'm staying too busy. Currently working on Kolibri cartridges. I have only to make the anvils for the primer cups. I took the time to install indicators for the tailstock, saddle, and cross slide of my lathe.

I hope to get back to my Reid miniatures after the cartridges are completed. Another side project is an elliptical chuck. This will cause the lathe to produce an elliptical

shaped part instead of a circular part.

Have you ever heard of a Rose Engine Lathe? These were ornamental lathes produced during the 19th century. There is a fellow by the name of David Lindow who is producing a modern version of this lathe. I am going to Scranton, PA in September to see this lathe.

That's all for now.

Carmen Gianforte

A Hi from the Whichards

Hi Bob,

You know we appreciate so much all you do to support MAS--your journal is the glue that holds us all together--Kennith says that without it, there would be no MAS!

We enjoyed having you in our home; you're welcome anytime--maybe then you could even cook one of those Italian meals you described when you were here.

Come again soon,
Kennith & Coral

New Members

Be sure to welcome our new members from around the world

Rodney Barron,
4609 Lei Street,
Fair Oaks, CA 95628
Tel. 916-962-1204)
rbarron@pol.net)

James Briglia, Sr.,
4306 Willow Heath Dr.
Pittsburgh, PA
jamescoruette@yahoo.com

Robert Colardo,
67 Warman Avenue,
Cranston, RI 02920
tel. 401-944-1134


Kenneth Kolt
897 Foxlair Tr,
Richmond Hts OH 44143

Brian Taylor
100 Strawberry Lake Rd
Whitmore Lake MI 48189
tel. 810-231-9038

The new MAS Paterson capper keyfob/pendants

A great way to support our club and show your friends you collect miniatures.

Prices
bronze \$10.00,
sterling silver \$35.00.
All proceeds go to the MAS.



For more information, or to purchase, Contact
Wayne Driskill
(281)468-7103
Cell



Dear Bob, sorry for the delay, but I was waiting for the issue of the Strelecka Revue magazine, which I have enclosed some photos. CAPTIONS OF THE GARNITURE SET. The magnificently cased five-piece garniture of gold-mounted arms by the premier arms maker of early 19th century France, Nicolas-Noel Boutet of Versailles, comprises one carabine, two pairs of pistols, with an assembly of tools and accoutrements, and bear five extraordinary paper labels noting



presentations of other Boutet arms by Premier Consul Bonaparte in 1803 to Don Federico Gravina y Nápoli (1756-1806), Don Federico Moyua, Captain of the San Telmo; Captain d'Spinola of the San Joaquin, Don Diego Butron y Cortés, Capitan of the Vigilante; and Captain Castillo of the Nuestra Señora de la Atocha. This garniture was made by Antonio Rincón at 1/3 at scale. All the best, Antonio. antoniorinconminiature@hotmail.com

Mini sold at Herman Historica Auction.



ED. The Flintlock, shown above, was Lot No. 554 at the April 23 Herman Historica auction. It was described as follows.

Miniature flintlock pistol, Ordonnanzwaffe Prussian style, richly detailed, moving in all parts of reproduction. From octagonal to round barrel, length 95 mm. Total length 155 mm. Walnut full stock with brass furniture. Wooden ramrod. OAL 4"



ED. A good view of the action in a "Depose" knuckleduster. On the right note the tiny wire spring that pushes the trigger forward.



I promise you'll look this good in your new MAS PoloShirt

Now available for both men and women. these new MAS Polo Shirts are a bargain, priced at only \$25

Available in most sizes, with all the profits going to support the Society.

To purchase a shirt, or for more information, contact Alice McGinnis via phone at (608) 798-2860 or via email at mcginnr@chorus.net





Alice's Corner

Alice McGinnis

We have had a very busy spring going to the shows, etc. At the NAMES show there just happened to be a quilt shop across the street. You guessed right, I like to quilt (check with Paul Hamler, Dave Butler and Bob Shutt, they had to look at all my purchases and ooh and ahh!!). On another note, Marcia Butler likes to knit. Mary Kucer is a master in stain glass. My point is unless you all get some articles to Bob Urso for the Journal we ladies might just have to send Bob our articles!!!

We would like to continue a section on different members. If you remember, the last issue highlighted Jim Foley's life. It included his early life in the war, etc. Are there any members who would like to send something in on their life, including their interest in miniatures? If you don't feel you are a good enough writer we would be pleased to help edit any article you submit if you wanted the help. We are looking for pictures of your shop, your miniatures, etc. Let's make Bob's job easier!

It seems all the shows come at one time. Our next show is the local steam show in the Wisconsin Dells area in August. We are planning to attend the Vegas Antique Show in January. As you will read in this issue Sherline is looking for some miniatures to display in their museum. They would like a commitment of one year. We plan to drive to Vegas and continue on to San Diego to take some miniatures to them for the museum.

If you would submit something we'd be glad to coordinate this for you. Just let us know. Sherline said they would pay for all shipping, insurance, etc. for whatever is submitted. Here is our chance to get the word out of Miniature Arms Society. We hope we have a good response for this opportunity.

Alice McGinnis

CRAFTSMANSHIP MUSEUM REQUEST

We have a special request from the Joe Martin Foundation for Exceptional Craftsmanship

that the Miniature Arms Society consider putting some of our miniature guns/knives on display in their Museum. If you recall, David Kucer and Michel Lefaivre have been featured as Craftsman of the year in recent years.

Craig Libuse told us they would want the display for one year. They would pay for shipping and insurance to their headquarters in San Diego. This seems like a wonderful opportunity for Miniature Arms to get more visibility. At this time we are considering taking some of our miniatures to them after the Las Vegas Antique Show in January. If anyone would like to consider sending something they can contact us (mcginnr@chorus.net) or 608-798-2860 or Craig Libuse (craig@sherline.com) or 760-727-5857.

To check out the Museum look at Sherline's Web Site at www.craftsmanshipmuseum.com. Craig indicated they redesign their Museum periodically and would really like to feature miniature guns/knives etc. Please consider displaying some of your treasures.

Upcoming



Events

Baltimore Antique Arms Show,
March 16 & 17, 2013

North American Model Engineering Expo,
April 20 & 21, 2013
at Wyandotte, MI.

NRA Annual Meeting,
May 3, 2013 at
Houston, TX

Baltimore Antique Arms Show,
March 15 & 16, 2014

NRA Annual Meeting,
April 25-27, 2014 at
Indianapolis, IN.

For more information, contact
Bob or Alice McGinnis
Tel. (608) 798-2860
mcginnr@chorus.net

News... Timonium Gun Show

We arrived in Timonium Friday afternoon in time to join the others who were setting up for the show and enjoy supper together at the Nautilus, an excellent "silver diner" just up the street.

I can't prove it with photos from that evening, but there were several of us, including Zavie, David and Mary Kucer, Alice and Bob McGinnis, Ron Olsen, Kenneth and me. The menu was enormous, but many chose the excellent Maryland Style crabcakes--very little "filler" and loads of lump crab meat---and two desserts that were shared by anyone who wanted a taste!

Everyone seemed well-pleased with the gun show. As always, there was good attendance and lots of interesting and historical exhibits. The MAS table was well-manned by Alice and Bob, who had many beautiful pieces on display. In other areas of the hall were Zavie, David and Mary Kucer with their beautifully built pieces, Wayne Driscoll with two tables loaded with fascinating miniatures he was ready to educate about and possibly sell, as well as Peter and Wendy Dyson, who arrived from England with their beautiful works and tools, and Ron Weingarten with an interesting exhibit, also. I think any miniature arms enthusiast would have been impressed to see so many displayed in so many

areas at the Timonium show!

There, you have it all now, If you couldn't make it, we missed you in Timonium, but hope to catch up with you all next time.

Take care,
Coral Whichard



Other members spotted at various shows included (left) Paul Hammler, Top Bob Shutt with Bob and Alice, and below-Right Jim Kelly.



On the left are photos taken Saturday night at another great Timonium restaurant, The Silver Spring Mining Company. As you can see, my little cell phone camera and I did our best to capture one side at a time. In the top photo are David and Mary Kucer, Alice and Bob McGinnis, and Ron Olsen. The bottom photo shows Kenneth Whichard, Wayne Driscoll, Victor Visalli and his sweet wife, and Zavie Kucer.



Left: a Tom Weston, Winchester with ivory stock, and engraved frame.

News... 2012 Baltimore Antique Arms Show

From Alice and Bob McGinnis

Once again the Baltimore Antique Arms Show was a huge success. The weather was awesome. Cherry trees were in full bloom and many members attended: Wayne Driskill, Kenneth and Coral Whichard, David, Mary and Zavier Kucer, Carl Toppel, Vic and Flo Visalli, Jerry and Becky Mismiser, Theresa and Charlie Williams, Ron Weingarten, Harland Woods, Bill Noble, Ron Olson, Bruce Feinberg, and Bob and Alice McGinnis.

We picked up a new member: Ken Kolt, 4897 Foxlair Trail, Richmond Heights, Ohio, 44143. Ken is a member of the Sharps Collector Assoc. and a collector of miniature pin fires. Welcome to the Miniature Arms Society, Ken.

Dan White stopped by with his flint-knapping display. He'd been at our table a few years back as a teenager showing what he had accomplished at that time. This year his display was incredible. Dan is featured in the Sherline Craftsmanship Museum (www.craftsmanshipmuseum.com)

If you've never attended this show it is certainly worth the trip. The 2013 Show is March 16 & 17. We had the good fortune to visit friends we made last year on our trip, Ken Kranzsuch in Alabama, and Bob Rothen and Hunter Davidson who both live in Maryland. Very enjoyable!



Left: Kenneth Whichard, and his lovely wife Coral, who is trying to teach him how to smile when he has a picture taken.

Below: Our always smiling MAS president, Wayne Driskill.



Right: a couple of Henry Loos mini knives.

Below: David Kucer at his table, always happy to talk minis.



Teresa and Charles Williams with Bill Nobel



Karl Toppel



Dan White with Bob McGinnis



Hunter Davidson



Above: an impressive group of flint-knapped mini arrow heads by Dan White.



Left: Jerry Missmer brought along some of his excellent mini knives for all to see.

Below: Antique, muff pistols, possibly made in England.



Above: a mini tomahawk and dagger by Hernry Loos.




Becky and Jerry Missmer



The two Rons, Weingarten and Olsen

HERSCHEL KOPP BOOK

A MUST



Here's a chance to see the beautiful guns, sketches, and writings of one of the founding members of the Society, Herschel Kopp.

This 96 page, soft bound book costs \$20 per copy plus a shipping and handling charge per book of \$4 for USA, addresses, and \$8 outside the USA. Checks made to the Miniature Arms Society, should be sent to

**Alice McGinnis,
2109 Spring St,
Cross Plains, WI 53528.**

News...2012 NRA Show-Pittsburgh

Hi Bob,

Here are the photos of this years NRA convention. As usual our booth was a big hit with everyone.

If you look close you can see a picture of Glen Beck, who went by our booth on Saturday. On the right is a photo of me, Phil Schreier, senior curator NRA museum and Jim Supica museum director.

There are good pictures of David's and Zavie's work. Plus pictures of miniatures Wayne brought and some of my guns.

I want to give a special thanks to my loving wife (shown below) for being a big help in setting up , tearing down and running the MAS booth this year. She definitely is a keeper!

Regards,
Ted campbell



*Above:
David Kucer
at the MAS
booth.*



*Jim Supica NRA museum director, Phil Schreier,
senior curator Ted Campbell.*



Above: President Wayne Driskill and Zavie Kucer in a serious discussion at the MAS booth.



*Above: a hard working
Mrs. Ted Campbell, keeper
of the MAS booth.*





Silver Medal Winners

This years crop of NRA Silver Medal winners for miniatures was unusual for two reasons: all were presented to Ted Campbell, and a non firearm won a medal.



For the first time, a medal was awarded to a non gun, when it was given for this Al Osterman mini rifling machine.

Medal # 76 was for a 1/6th scale rifling machine by Al Osterman. Circa 1989. The rifling machine is pictured in "The Art of Miniature Firearms" book on page 318. This might be the first item given a silver medal that wasn't a fully completed firearm. But this piece is an exceptional item that the judges truly liked.



Medal # 77 is for a beautiful 1/3rd scale Remington O/U Derringer made by David Kucer.

Medal # 78 is for a Marlin 1893 rifle in very small scale. Made by a unknown jeweler from Buffalo New York. It is also pictured in the book on page 247. Thanks to Bob McGinnis for making the oil can

continued...



Above: Ted Campbell and Ted Campbell and Ted Campbell accepting Silver Medals.

that is in perfect scale for this gun. It is hard to believe that the to unscrews!

The winner of the NRA trophy cup (The big award) was won by "The American Thompson Association" for their display titled "The Evolution of the Sub-Machine Gun". Below is MAS member Tracy Hill and the gang winning that trophy.

Regards,
Ted Campbell



Above: Tracy Hill accepting the NRA Trophy cup for the American Thompson Association.



Above and right: a partially functioning, Marlin 1893 rifle. In the case on the right you can see the tiny oiling can that Bob McGinnis made for this rifle.



Miniature Western Al Shelton Holster



Hi Bob, I thought you would like to see my neat little Western holster made by Al Shelton. This holster is hand carved with incredible detail to scale and the stitching is really amazing. It is just under 3" long. It has Al's stamp on the back which says "HAND MADE BY AL SHELTON - LEATHER ARTIST STUDIO CITY - L.A. CALIF.".

Al is known as cowboy artist to the stars. His work is collected by many Hollywood celebrities including Tom Sellack, Gene Autry, President Ronald Reagan and many others.

He started doing leather work in 1943. He worked for a short time with Rowell's Saddlery. After that, he took a job with Ed Bohlin. Al learned from and worked for some of the top names in leathercraft. What also makes this miniature holster neat is it is dated on the back, "1963". This is a perfect addition for one of those 1/5 scale silver Kopp - Baez Colt single action army.

I'll send more stuff soon.

Regards, Ted Campbell

A GORDON HEASMAN REVOLVER


BY:
BOB
URSO

Recently, member Ron Olsen sent me this interesting revolver to see if I could get the double-action working again. In talking to Ron on the phone, I learned that it was made by noted English miniature gun maker Gordon Heasman, and it appears on page 192 of "The Art of Miniature Firearms."

The problem was a bent hand that kept catching, preventing the hammer from traveling back far enough to release from the sear. A simple fix.

In taking the gun apart, I was very impressed with the clean finish, and sharp edges. The machining was so well done, that little finishing with sandpaper seemed necessary, thus preventing the edges from rounding off.

On this page are several photos I took while the gun was in pieces. On the bottom left, we can see the gun and parts shown actual size. VERY IMPRESSIVE! On the lower right are the parts shown enlarged, so you can get a better look at the accuracy of the detail.



Above: the parts shown actual size.

Here are the parts shown enlarged 100%

Miniatures From The Whichard Collection

Part 3 - Flintlock and Percussion Pistols

Here is the third installment of guns from the Ken and Coral Whichard collection. After spending three days shooting photos, of the bulk of the collection, in September of 2011, I am finally finished, editing, silhouetting, and retouching the photos. In this issue we are featuring the pre-cartridge, flintlock, and percussion hand guns. The quality of the collection is obvious when you look at the photos of the pistols, and the names of the makers. Only the best. Kucer, Hutchens, Stanek. Enjoy, and we will have much, much more in issues to come.


Bob Urso



Above: a 1/3 scale Scottish, all metal pistol, cased with accessories, made by Stanley Blashak. OAL 5.5in




Above: an nicely engraved, Andrew Dyson, breach loading Flintlock, OAL 7-7/8"



Above: a 1/3 scale 1805 U.S. Marshal flintlock by Robin Armstrong of England. OAL 5.5"



Above: Shown actual size is a 1/3 scale flintlock by Gordon Heasman. It is the gun shown on page 192 of the MAS "The Art of Miniature Firearms" book.




Above: an unusual under-hammer flintlock, made by Andrew Dyson. OAL 5.5"



Above: shown actual size, a 1/4 scale Tap-action over and under flintlock cased with accessories, by J. Giles.

Below Right: 2/5 scale flintlock, model 1731 Prussian Cavalry Pistol by Gilbert Ball. OAL 9.5"



Right: a cased set of 1/2 scale Gere Brothers box-lock pistols by Antonio Rincon of Columbia. OAL 3.5"



Right: Shown actual size, a one of a kind, John Cooper 1/4 scale Box-lock folding trigger pistol with screw off barrel.



Left: Rare for any collection, is a John Cooper pistol. (shown actual size) a 1/4 scale Flintlock Pistol. This was the only one of this pistol that John made. Below is the pistol shown enlarged.



Right: a cased set of 1/4 scale 1798 Boutet dueling pistols, with a large assortment of accessories, by Antonio Rincon of Columbia. OAL 4"





Above: two views of Flintlock self-loader by Andrew Dyson. Note the belt loop, nice engraving, and wire inlaid stock. OAL 5.5"



Above: a set of 1/3rd scale blunderbuss flintlock pistols by Stanley Blashak. OAL 4.75"



Above: 1/4 scale Wogdon Duelling pistol with Shoulder Stock by Andrew Dyson. OAL 4"



Above: 1/2 scale Brescia (Italy) Snaphance Pistol by an unknown maker, formerly in the Sam Weill Jr. collection. OAL 8.75"

Right: a cased set of 1/3 scale Colonial Flintlock pistol with rosewood grips by Stanley Blashak OAL 6"



Right: shown actual size, a tiny 1/5 scale Traveler's Flintlock pistol by Stanley Blashak. Cased with accessories and ivory stock. OAL 3"



Below: A trio of Stanly Blashak, ivory stocked flintlock pistols.


The first (below) is a 1/4 scale Washington Flintlock with ivory stock. OAL 5"




Below: a 1/4 scale Washington Flintlock with ivory stock by Stanley Blashak OAL 5"




Below is a 1/3 scale Dutch Maastricht ivory flintlock by Stanley Blashak. OAL 7.5"



Right a cased set of 1/4 scale Washington Flintlock pistols with ivory stock by Stanley Blashak OAL 5"



Above: a 1/3 scale U.S. Navy percussion pistol model 1842, with ivory stock, by Don Spydon. OAL 4 1/8"



Above: Shown actual size, a 1/3 scale US Martial percussion pistol carbine, Model 1855 by Robin Armstrong. OAL 6.25"



Right: Shown actual size, a cased set of 1/4 scale French Percussion pistols.

Right: Shown enlarged, a cased set of 1/5 scale 1845 Jos. Horkom Back-Action percussion pistol by Antonio Rincon. OAL of each pistol is 2-7/8in.



Below: 2/5 scale Model 1817 German Percussion pistol - Converted from Flintlock - with shoulder stock made by G. Ball. OAL pistol 5-7/8" with stock OAL 10"






Above: This is not a miniature, but a small, antique Tap-Action percussion pistol, cased with ivory accessories in a leather bound book. OAL pistol 3-7/8"




Above: Shown actual size, a 1/3 scale Phila Deringer with ivory stock by Bob Urso. Cased with powder flask. OAL 1-5/8"



Above: Shown actual size, a 1/4 scale underhammer percussion pistol with ivory stock, by Ron Dewalt. OAL 2.5"



Above: Shown actual size a 1/3 scale underhammer percussion pistol with Rosewood stock, by Ron Dewalt. OAL 3-3/8"



Above: Shown actual size a 1/3 scale underhammer percussion pistol with Rosewood stock, by Ron Dewalt. OAL 3-1/2"



Left: Shown actual size, a cased set of Wogdon Flintlock Duelling Pistols by David Hicks of England. OAL 3-3/4"

LITTLE ALL RIGHT

BY BOB URSO

Although not a miniature, the tiny "Little All Right Palm Pistol" has always intrigued me. I'm a sucker for odd and curious guns, and the grip-less profile of this pistol, along with the fact that the trigger is at the top of the barrel, making it a "squeezer" or palm pistol, certainly puts it in that category.

The Little All Right was patented by Edward Boardman and Andrew Peavy in 1876. On the top of the barrel is a slotted tube which holds a sliding trigger. The trigger folds down over the front of the barrel, acting as a muzzle cover, when is not in the firing or "pull" position. To fire the revolver you hold it in the palm of your hand, the end of the barrel resting on

the second finger, the forefinger being placed around the "pull" that, when pulled back, fires the revolver.

There are no markings on the frame other than a serial number. The hard rubber grips are marked "LITTLE / ALL / RIGHT / PAT-ENTED / JAN'Y 18 / 1876" on the left and "ALL RIGHT FIRE-ARMS / CO. / MANUFACTUR-ERS / LAWRENCE / MASS. / U.S.A." on the right.

The gun fires .22 caliber rimfire cartridges, and is double action. Each pull of the trigger rotates the cartridge into position, while pushing back the hammer and

releasing it. The gun below was recently offered for auction and described as follows.

Very fine with approximately 75% of the original nickel finish remaining with some minor frost and some minor flaking. The cylinder is void of finish and has turned a brown patina. The grips are excellent with a few minor dings. The raised lettering is clear and crisp. Mechanically needs work. It sold for \$2500.

On the right is the original Boardman and Peavy patent.



Photo's left and below show the Little All Right actual size. The barrel is 1.75" long.

Left: a good view of the double action firing mechanism of this gun.

The .22 caliber, rimfire, five shot cylinder must be removed from the gun for loading, by pressing the button on the lower left of the frame which releases the cylinder retention pin.

E. P. BOARDMAN & A. J. PEAVEY.
REVOLVING FIRE-ARM.
No. 172,243. Patented Jan. 18, 1876.

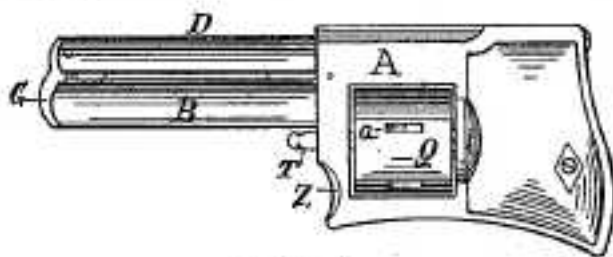


Fig. 1.

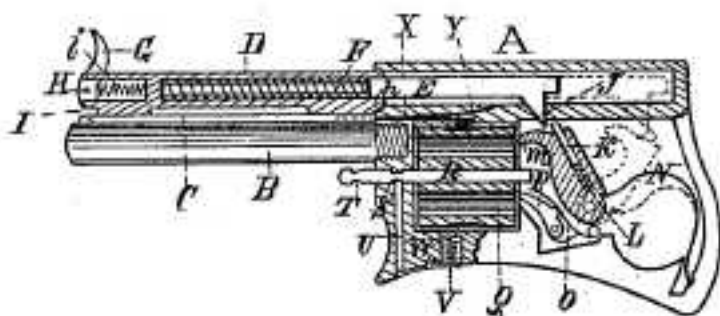


Fig. 2.

Witnesses:
Levels, bham,
Affect Davis

Inventor:
Edward P. Boardman,
Andrew J. Peavey,
Per C. Shaw,
Atty.

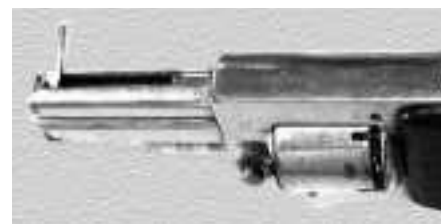
If you compare the original design as shown in the patent drawing, with the action of the production model, you'll note several important improvements. First of all, the hammer was redesigned to have more heft, making sure that it had enough striking force to ignite the rimfire cartridges. The spring design was also modified to change the direction of it's tension, and also so that a thicker, stronger main spring could be used. Finally the cylinder pin release button is missing in the original patent drawing.

All in all a rare, and very interesting firearm. The only thing better would be a mini. Half scale maybe?

Bob Urso







Above: a view of the trigger folded down over the muzzle. This would prevent it from catching on pockets, etc when concealed. Below is a top view of the trigger in the ready to fire position.



LITTLE ALL RIGHT PISTOL

Squeezer pistol
 Weight: 8 oz.
 Barrel Length: 1.875 inches
 Capacity: 5 shots
 Caliber: .22 rimfire


PISTOL

USA

The Little All Right Pistol is an oddity in the category of palm- or squeezer-type pistols. Originally classified by the Bureau of Alcohol, Tobacco and Firearms as a "curio and relic," the Little All Right is now declassified and considered an "antique." Inset shows the trigger turned up for firing.

On the left is the Little All Right featured on one of the cards in a set showing a select group of interesting firearms.

Antonio Rincon Garniture Set



This garniture was made by Antonio Rincón of Columbia, at 1/3 scale. It is based on a magnificently cased five-piece garniture of gold-mounted arms by the premier arms maker of early 19th century France, Nicolas-Noel Boutet of Versailles, comprises one carabine, two pairs of pistols, with an assembly of tools and accoutrements, and bear five extraordinary paper labels noting presentations of other Boutet arms by Premier Consul Bonaparte in 1803 to Don Federico Gravina y Nápoli (1756-1806), Don Federico Moyua, Captain of the San Telmo; Captain d'Spinola of the San Joaquin, Don Diego Butron y Cortés, Capitan of the Vigilente; and Captain Castillo of the Nuestra Señora de la Atocha.





The 6/16 inch polished steel round barrels of approximately .18 caliber, each engraved with three bands of roundels, floral swags, dots and meandering line work are finished with individual bands of drapery and "dot and diamond" moldings around muzzles and both the barrels, with polished steel box-locks engraved, in the manner to the Holsters Pistols, with hunting scenes of birds, dogs a standing Lion, a representation of Napoleon who was being referred in the French press as a young lion, standing ready to defend his territory, and a whimsical monkeys playing musical instruments in the manner of Jean Baptiste Oudry, and inscribed on top plate behind the pan, Boutet Directeur Artiste, each lock jaw

engraved with a donkey's head, concealed triggers, each burl walnut bag shaped stock set with 34 high relief gold studs pique along the exterior edges of the grips, the studs themselves outlined with gold wire forming an enclosure for two engraved gold embellishments (4 per pistol) of mythological wyverns, or sea serpents, breathing fire; along the back straps of each stock are inlaid seven engraved gold panels alternating between motifs of diamonds and spider webs of 16 vanes, two motif themes which appear throughout the garniture's ornamentation including the spider-web design of the case's silver plaque.

Antonio Rincon

Complete MAS Plans Library Available on CD



300 hi- res images on one CD rom, There's lots of drawings including pinfire pistols, simple derringers, and Colts revolvers Lugers. and a good group of cannons.

The Price is a bargain \$40 per disk PLUS SHIPPING. For more information contact Carmen Gianforte at tel 423-559-1546 or by email at cjgin40@gmail.com

PLEASE let Carmen know which version of **WINDOWS** you are using.



A JOS. CHILDS MINI-PERCUSSION BOXLOCK

I am not much on or talking about myself but Bob asked me to send a few paragraphs about this mini. First of all I started collecting right after I graduated college in 1968. There weren't many collectors or dealers at the time, just me Jerry Trailins, Hersh Kopp and Dick Young. I am the only one left.

Over the years, I've handled maybe a thousand fine quality minis and collected a good deal of information on minis. I tracked them down wherever they might be, at gun shows, from pictures in articles and books.

Fore quite some time, the bible for miniature arms collectors was a single chapter in the book *Firearms Curiosa* written in 1948 by Lewis Winant. On the last page of the section on miniature arms was shown, and written about, this mini.

I contacted the person named as the owner of the Jos^H Child mini, and was pleased to know that since 1948 it has been in his collection, and he still owned it. That was 1968, and I bought it from him for \$250.00. Years later, I sold it, to who I don't remember, but when I saw it in the recent Poulin auction I decided to get it back. Because of the large number of miniatures for sale, and the length of the auction, there

were many bargains, and I managed to buy it for 350.00 or 400.00... not bad for almost 50 yrs later.

Ron Weingarten.

ED. After Ron received the Jos^H Child mini, He found the spring was weak, so he sent the gun to me to look it over. Since I jump at the chance to take apart antique minis I said yes. As it turned out, someone tried to fix a broken mainspring by splicing on a small thin spring with a plastic band. On the bottom of this column is a photo of the two springs with the new spring I made on top, and the old spring below it. In addition, made a fitted lining for a case he'd found.

Bob Urso


Left: The Jos^H Child pistol shown enlarged.

Below: The Jos^H Child pistol and accessories shown actual size.



Above: This is as far as I was willing to go in taking the pistol apart. The side piece does come out, but the tiny screw that held it in place was just too fragile for me to attempt unscrewing it.

Above: is a photo of the new spring I made, and below it, the old, broken spring, which someone tried to repair by using a plastic band to attach a piece of thin spring. It did hold tension on the hammer, however it wasn't strong enough to snap the hammer with any authority.





Above: the re-fitted Antique case.

Right: a close up of the barrel proof mark.



An Undiscovered Balogh?

This is what I believe to be an undiscovered Balogh 18K yellow and white gold percussion pistol, as it is not shown or mentioned in Bob Urso's book, *"The Tiniest Guns"*. 2.455" long overall with a 1.4" barrel. The stock is 18K yellow gold with finely checkered grip and some additional checkering on the bottom of the forearm. All other parts are 18K white gold.

The action is functional. Unlike the other Balogh miniatures I have had in the past where the whole trigger-guard was pulled to release the hammer, this one is much more finely made with a functional trigger. Weighs .6 ounces, so with gold at \$1,560.00/ounce today, there is \$702.00 worth of gold in this miniature.

Wayne Driskill

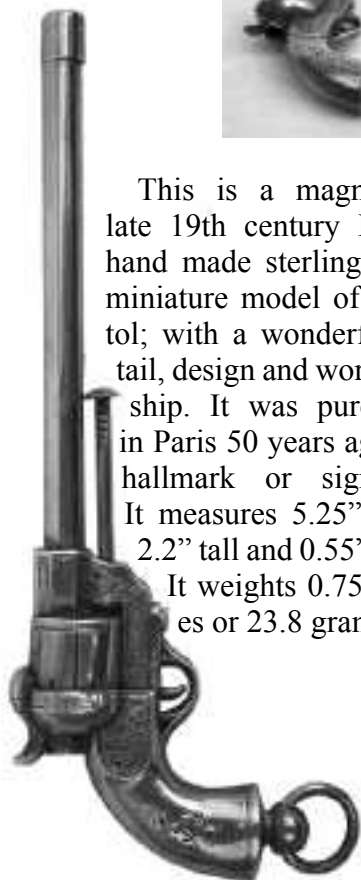
The Silver Mini Flintlock
shown below was offered at a recent
Stevens Action with little description
except *partially functional*.



**Found on
Ebay**



This is a magnificent
late 19th century French
hand made sterling silver
miniature model of a pis-
tol; with a wonderful de-
tail, design and workman-
ship. It was purchased
in Paris 50 years ago. No
hallmark or signature.
It measures 5.25" front,
2.2" tall and 0.55" wide.
It weights 0.75 ounc-
es or 23.8 grams.



A Unique Forsyth System Ring Gun?

Well, here's something I've
never seen before! A 5 shot ring
gun on the Forsyth System. In-
stead of using the normal 4mm
pinfire cartridge, or being percus-
sion, this one is pellet primed, or a
pill lock. A pellet of mercury ful-
minate is inserted into each cavity
on the back side of the cylinder.
A lead ball of .130 is inserted into
each cavity on the circumfer-
ence of the cylinder. The pellet
of fulminate is both the priming
mixture and the powder to fire the
ball. The pellet of fulminate ex-
plodes when hit by the hammer.

The ring looks to be silver, and
is engraved "SYSTEM FOR-
SYTH" on the back side along
with some decorative stem &
leaf. The steel parts are fire blued
and retain about 85% original
thinning finish. The inside of the
ring measures .820. The cylin-
der is .500 in diameter and .284
long. Uses the same type trigger
release on the side as the 4mm
pinfire type ring guns. Includes
a hinged top brown leather casing
with hook latches. The lid inlaid
with a silver oval that is engraved
"SYSTEM FORSYTH". The
interior French fit and lined in a
dark brown felt. There are two
compartments, but both are em-
pty. One probably for the screw-
driver to remove the cylinder, the
other maybe for the pellets and
lead balls.

Truly unusual!

Wayne Driskill



Xu Yan's shop is small like the guns he makes.

ED. Xu Yan is a MAS member from China, who's shop is described below by his daughter.

Given our income and limited space, it is impossible for my father to have a separate workshop. His "workshop" is a reading desk in the corner of his bedroom, and sometimes, the balcony of our apartment. He stores his various tools in the cabinets on both sides of his desk. Generally speaking, his tools are simple. However, he also possesses a large number of miniature tools for accurate operations. He also has several microscopes and other magnification

In order to make some of the small parts he needs, Xu Yan built a milling machine of his own design from various components.

His lathe - shown below - is a D-bed watch maker or jeweler's type lathe to which he has added a stereo microscope for doing very small work. The reversible tailstock has a drill chuck on one end and a dead center on the other. Work is driven by a larger drill chuck in the headstock.

Mr. Xu has upgraded his shop capabilities by creating a more

powerful and versatile milling machine. He notes that he assembled the milling head using a 180 watt motor that will turn to 10,000



RPM. (above), it includes a speed control switch and a pulley system that runs the spindle at up to 5000 RPM. The head can be used in the vertical or horizontal position.

Some of the magnification tools Mr. Xu uses to help him do the very small, detailed work necessary to produce parts for his small guns. The photo to the right, shows his setup for viewing very small drilling work. He also uses a small X-Y table under the drill head for positioning parts for accurate drilling.

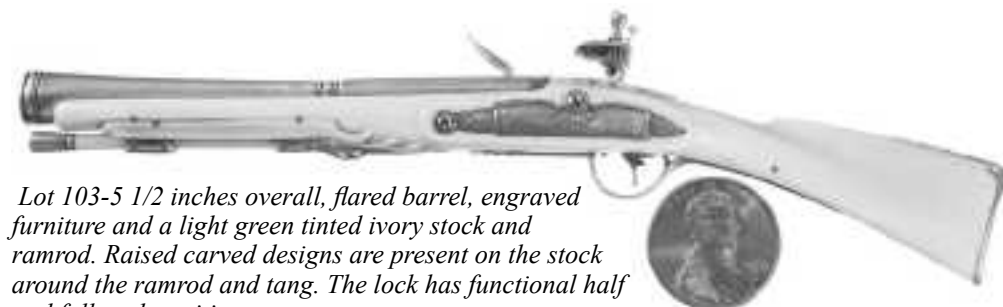
The tools used are not high tech. Here is a selection of pliers and other tools used to make the small parts for the guns.

High speed grinding burrs are also used. A large selection of tip shapes are at Mr. Xu's disposal.



AUCTION HIGHLIGHTS

On these pages are a group of miniatures that were recently up for auction at Rock Island Auction house.



Lot 103-5 1/2 inches overall, flared barrel, engraved furniture and a light green tinted ivory stock and ramrod. Raised carved designs are present on the stock around the ramrod and tang. The lock has functional half and full cock positions.



Lot 104 - Produced without sights, with a hand engraved King George cipher under the flash pan and an illegible mark behind the hammer. Full stock, with ramrod and brass fittings. In a leatherette case marked "Weingarten's Ltd/157/Bishopgate/LONDON, E.C.2." inside the lid.



Lot 108 Measuring 1 1/4 inches overall, with a niter blue hammer and trigger, scroll and punch dot engraved frame, "L.H. SMITH" on the bird's head butt and smooth ivory grips. In a hardwood case with a cleaning rod and a set of 10 inert rounds.



Lot 107 3 3/4 inches overall, with a 6-barrel cluster, a single in-line hammer and flash pan installed on the brass frame, engraved arrays of arms on each side, and a smooth bag shaped grip. With a green felt lined hardwood case, bullet mold, ivory handled screwdriver, ivory oil bottle and a pair of compartments with ivory lids.



Lot 112 Pin front sights, with "L.H. SMITH-" on top of one barrel, the Wesson address on the left, and a 5/8 inch pistol bayonet in the center. Niter blue barrel group, hammer and trigger, with smooth birds head grip. In a green felt lined hardwood case with a cleaning rod and 8 dummy rounds.






Lot 106 Marked "-L.H. SMITH-FLA.-USA-" on top of the barrel, with fire blue barrel, cylinder and trigger, silver finished frame and grip straps, and riveted pearl grips. In a red velvet lined hardwood case with cleaning rod, nipple wrench, bullet mold, silver powder flask and a pair of miniature Eley Brothers tins. The triggers do not fold and the cylinders are hand turned. The case is also stamped on the bottom with the serial numbers.



Lot 110 Measuring 15 1/2 inches overall, with a blue finish, fluted barrel detachable magazine and shoulder stock. Simulates open bolt operation, with functional safety. Barrel is not bored through.



Lot 118 Produced without sights, with "STAR VEST POCKET" atop the chamber, and "L.H. SMITH" on the birds head butt. With a hardwood case with green felt lining, cleaning rod, 10 inert rounds and a plaque on the lid reading "Best Single/Weapon/Winter Show/C.A.D.A. 1991"



Lot 111 7 inches overall, with "J/V" on the right ricasso of the 4 3/4 inch double fuller blade, dual clamshell languets, and a smooth grip with ribbed buttcap.

Pinfire

Page

By Bob Urso

All the guns in this month's collection were found on the internet. Some from auctions houses, a couple from dealers. All unusual.



The grips on this Pfannl designed pinfire are of the highest quality, and very unusual. The gun was listed for sale on a French gun dealers website. Unfortunately they would not ship to the USA. Below are the original French descriptions, and an English translation

(4.5 cm) Pistolet breloque miniature à broche à canon basculant et crosse métal ciselée d'un bouquet. Présenté dans un coffret cuir rouge. XIX/XX°

(4.5 cm) pinfire miniature charm pistol with Drop barrel and sculpted floral metal grips. Presented in a red leather box. XIX / XX°

From the same dealer, is this larger pinfire pistol described as:

(12 cm) Petit pistolet à broche. Canon rond basculant avec extracteur. Détente mexicaine. Crosse quadrillée. XIX°.



(12 cm) Small pinfire pistol. Swing-out round barrel with extractor. Mexican relaxation(?). Checkered butt. XIX.



K. Tabaczkowski

Here's another auction find. It was described as:

A fine miniature pinfire pistol signed on the barrel K. Tabaczkowski, circa 1870. Rifled barrel 4.5cm, overall length 7.5cm.

Engraved at the breech and locked by an engraved stud on the left. Engraved action. Hammer hatched trigger and ivory butt.



A Czech Pinfire?



This is from a past Hermans Historica auction. The reserve was 250 euro, it sold for 1600 euro. I've included the original German description, and the translation that the "Google" translation software gave me.

Los Nr.825

Miniatur-Kipplaufpistole,

Tschechisch um 1870. Kippbarer, glatter Lauf im Kal. 2 mm, dünne Brünierung, Schienensignatur "NA PAMuTKU". Einfache Laufhakenverriegelung mit rechtsseitigem Verschlusshebel, Verschluss etwas locker, intaktes Hahnschloss, ringförmiger Abzug, feine Arabeskengravur, Perlmuttgriffschalen, Länge 51 mm.

Here is a hard to find 2mm pinfire revolver that was made in Germany. It's an "HS Six-Shooter Mod 8". It's described on page 60 of "The Tiniest Guns". The HS stands for Hebert Schmid the designer. If anyone has one, I'd love to add one to my collection.

Bob Urso tel 360 733-4406

Im zugehörigen, grün ausgeschlagenen Krokodillederkasten mit neuem Behälter für Stiftfeuerkartuschen, Maße 6,5 x 4 x 1,5 cm.

Lot Nr.825

Miniature Kipplaufpistole,

Czech around 1870. Tilting, smooth bore in caliber 2 mm thin blueing, bar signature "NA PAMuTKU". Simple running loose with a right hook latch lock lever, cap a little hammer lock intact, ring-shaped hood, fine arabesque engraving, pearl handles, length 51 mm.

The accompanying green crocodile leather lined box with a new container for pin fire cartridges, measures 6.5 x 4 x 1.5 cm.



XYTHOS-Präzisions-Kleinstfeuerwaffen aus Österreich



Xythos-Signal-Notausrüstung.

Revolver wie oben jedoch Sper-Lauf und Kal. 1 mm. Schießbecher. Set wie oben in schlagfeste Kassetten. Gesamtgewicht 80 Gramm! Immer zu Hand! Ohne Leuchtpatronen. NN DM 29.50



Xythos-Gold-Derringer, einschüssig, Kippplauf, 11 Knallpatrone, neuer Abzug am Griffbüchel. Länge 22 mm, 5 Gramm! An Schlüsselkette und Ring. NN DM 16. Auch an verg. Armband, Halskette etc. in 25 mod. sehen Variationen.



Signalgerät SG 277, Länge 9 cm, für Signalkarte 6x15 mm. Drehsicherung, abgefeilter Schlagbolzen, einmalige Konstruktion, am PROFIT! Schwimmgehäuse verpackt. Ohne Signalkarte. NN DM 35.

Plus Versandspesen zu den Selbstkosten. Verkauf nur an Personen über 18 Jahren mit Altersnachweis.

OTMAR KROPP

Xythos-automatic-Vertrieb
Postfach 120
D-8510 Fürth (Bayern)

Above: a vintage Xythos ad.



Websites Worth Checking out...

The Miniature Arms Society Site - by Brad Maxfield	www.miniaturearms.com
Piccolo Miniature Gunworks - Bob Urso's site	http://www.boburso.com
Joel Morrow's miniature arms site.....	WWW.800MINIATURE.COM
Paul Gauffins has a website "Small Arms Specialists"	http://www.miniguns.com
Peter Dyson and Sons, England.....	http://www.peterdyson.co.uk/
David Kucers web site is now located at	http://kucers.com/
See Lew Callahan's minis at -	http://home.earthlink.net/~lwcallehan1/lewsminiatures/
Robin Armstrongs guns -	www.armstrong-miniatures.com
Wayne Driskill Miniatures at	www.waynedriskillminiatures.com
Google Patent Searches.....	http://www.google.com/advanced_patent_search
George Jones - Model maker, and mini-mini gun maker.....	http://www.georgewjones.com/
George Jones - Crossbow book website	http://www.blurb.com/books/1487431t/
Internet Craftsmanship Museum	http://www.craftsmanshipmuseum.com/gunsmiths.htm
Hiroshi Goto Japanese 1/6th scale miniatures	http://www.7b.biglobe.ne.jp/~kyozan21/
German website dedicated to the derringer, with a page of miniatures	http://www.derringer.de/minii.htm
Miniature Knifemakers/Collectors Society.....	http://www.miniatureknivesociety.com/
Cornell Publications - Reprints of old gun catalogs and manuals	www.cornellpubs.com
Menefe Consignments site of member Joe Menefe	www.menefeconsignments.com
Kimiaki Ohba Miniature guns	http://www.ohbakobo.jp/
Charleston Mini Gun Works	http://www.minipinfireguns.com
Jon Hintz miniguns can be found at	http://www.jonhintz.com
Henry Loos mini knives etc. can be found at	www.stores.ebay.com/miniature-weapons-by-loos
An excellent Miniature pinfire collection	http://antiquescollect.com/MiniaturePinfirePistols.htm
Pinfire Guns	http://www.pinfireguns.com/



George Papandropoulos, from Greece, who's work has been featured in past issues of the journal, has a nice group of images of his mini's online at <http://s200.photobucket.com/albums/aa77/papandropoulos/>



Be sure to check out MAS member Robert Segel's fine article on automatic weapons in Hunting & Safari issue 07. It is online at http://issuu.com/amedadvertising/docs/hs_issue07 When the page above comes up click on the "Click to Read" button in the center of the cover; then turn the pages until you get to page 65. Excellent article, with great color photos.

If you try to visit a listed site, and the URL is dead, please email boburso@boburso.com, and we'll take it off the list. Also please contribute any interesting sites so you can share them with members.



Below are members email addresses. If your email address changes be sure to email me at boburso@comcast.net

Adrian, Bill MAS-MEMSHIP@msn.com
 Armstrong, Robin jandr.armstrong@virgin.net
Barron, Rodney..... rbarron@pol.net)
 Bartram, Barry bbartram1@comcast.net
 Berwick, Leslie, berrix@xtra.co.nz,
Briglia, James Sr., jamescoruette@yahoo.com
 Brower, Bailey baileybrower@yahoo.com
 Brown, Arthur writeous@swbell.net,
 Brownell III, Frank fbrownell3@aol.com
 Butler, Dave railspike@centurytel.net
 Callahan, Lew LWCallahan1@earthlink.net
 Campbell Sr., Ted tedsuper49@comcast.net
 Carter, Hugh h.carter@qut.edu.au
 Caruth, William, firearmsbill_caruth@gial.edu,
 Caulkins, Douglas adcaulkins@att.net
 Chen, James jchen428@aol.com
 Cochran, Russ russ0916@gmail.com
 Colman, Gwil..... gwil.colman@talktalk.net
 Cox, Daniel dymondan70@comcast.net
 Cymment, Stewart stewartcy@earthlink.net
 Day, James Jr..... jamesdayjr@aol.com
 Driskill, Wayne wdriskill@hotmail.com
 Dziadosz..... ddzia@charter.net
 Dyson, Andy andrew@peterdyson.co.uk
 Dyson, Peter..... peter@peterdyson.co.uk
Emrich, Werner E.lionel2341@yahoo.com
 Frazee, Bill jwfra@netscape.com
 Fujise, Joe funforsale@aol.com
 Fulmer, Mark Markusfu@hotmail.com
 Gerber, Jack drjackgerber@gmail.com
 Gianforte, Carmen cjgin40@gmail.com.
 Gianforte, Joanne's: cjgin40@gmail.com.
 Gillum, Gregory..... gillum@centurytel.net
 Good, D. R. drntammigood@bluemarble.net
 Guerra, Juan juanmg@msn.com
 Hamler, Paul hamlertools@windstream.net
 Hintz, Jon jehintz@yahoo.com
 Hoffman, Robert robertlee-09@comcast.net.
 Holloway, Mark markholloway@centurytel.net
Johnson, Bruce.....brucejohnson@yahoo.com.
 Jones, George georgepublishing@aol.com
 Katona, Zoltan..... Barbara_1287@msn.com
 Keeney, Charles cakeeney@verizon.net
Kelly, Jim jkellymetal@gmail.com
 Kimiaki, Ohba..... kimiaki@ohbakobo.jp
 Kopke, Sterling skopke@cox.net.
 Kranzusch, Ken kkranzusch@industrialspeciality.com
 Kritser, Sloan toolegg@ls.net

Kucer, David DMKucer@aol.com
 Kucer, Zavier zedkay@sympatico.ca
 Lefavre, Michel..... michel.lefavre@libertysurf.fr
 Loos, Henry C. hcloos@comcast.net.
 Lowe, Gary jglowe@floorboxes.com
 Macias, Mike mike.macias@fluor.com
Maxfield, Dr. Barry.....dimax@frontier.com
Maxfield, Dr. Bradmaxfield@mcw.edu
 McGinnis, Alice mcginnr@chorus.net
 McGinnis, Bob mcginnr@chorus.net
 McHenry, Pat restoreit1@comcast.net
 McManis, Charles cemcmly@gmail.com
 McMillen, David, R. davidr@mcmillenarch.com,
 McPhee, Russ rmcphree@rivernet.net
 Mele, Mal mal@airmail.net
 Menefe, Joe josephmenefe@yahoo.com
 Mahmoudian, Moe..... moemahmoudian78@yahoo.com
 McPhee, Russ rmcphree@rivernet.net
 Missimer, Jerry jers.guns@comcast.net
 Morris, Wayne A. turo64@gmail.com
 Morrow, Joel MINIGUNS@COMCAST.NET
 Mosrie, Rateep teeper1@verizon.net.
 Nelson, David davidn4329@aol.com
 Newcomer, Aaron aaronksu@gmail.com
Norstrand, Allan.....allannorstrand@hotmail.com.
 Ohba, Kimiaki..... kimiaki@ohbakobo.jp
 Olsen, Ron rono438@aol.com
 Pentelow, Lynn lpentelow@embarqmail.com
 Phillips, Ronald BartsArt@BellSouth.net
 Ronnie, Roger rronnie@knology.net
 Sampson, Roger sampsonroger@ymail.com
 Shutt, Bob sbobs63@hotmail.com
 Snowden, Chuck CLSnowden@aol.com
 Staines, Derek CARP6218@aol.com
 Takiguchi, Mark, mach05hi@cs.com
 Karl Toppel Karl.toppel@linde.com
 Trester, Verne verne.trester@juno.com
 Urso, Bob boburso@comcast.net
 Webster, James, jwebs0551@yahoo.com
 Wegrzyn, Edward ejwegr@peoplepc.com
 Weingarten, Ron..... doronron1946@aol.com
 Weinstein, Alan tlviking@aol.com
 Wenzek, George gwenzek@aol.com
 Whichard, Ken kwhichard@suddenlink.net
 Whichard, Coral..... cwhichard@suddenlink.net
 Williams, Jim jandewilliams@comporium.net
 Wood, Harley harlestonwood@aol.com
 Zgodzinski, Ray zgodzinski@att.net

Fixes & Changes

New members email...

Jim Kelly..... jkellymetal@gmail.com
Werner E. Emrich.....lionel2341@yahoo.com
Rodney Barron..... rbarron@pol.net)
James Briglia, Sr.,jamescoruette@yahoo.com

Shop-r-Swap

Classified ads from members or non-members, are free. They can be any length - within reason, as long as they pertain to buying, selling, or swapping. A limited number of images are allowed.

Display ads must be submitted in camera ready or digital form, and must be accompanied by a check (to Miniature Arms Society). Rates are as follows

	Members	Non-Members
1/4 page		25.00
30.00		
1/3 page	35.00	40.00
1/2 page	50.00	60.00
2/3 page	70.00	80.00
3/4 page	75.00	90.00
Full Page		100.00
120.00		
Back Cover	150.00	180.00
Bus.Card	Free	Free
Classified	Free	Free

To place an ad, contact Bob Urso, tel. (360) 733-4406 or via email at boburso@comcast.net

Shop-r-Swap is **FREE** contact Bob Urso to list your items.

Beretta Latest Urso Pinfire

Here is the latest design in my 2mm pinfire collection. I'm showing it here to make it available to MAS members, prior to a mass email announcement.

1-7/16" OAL This tiny pinfire, is modeled after James Bond's favorite, the Beretta Model 1934. I tried to be as faithful as possible to the look of the original and even tried to emulate the black plastic grips with the Pietro Beretta Logo. As with all my guns, however, the action is greatly simplified, and modified to fire the 2mm pinfire blank cartridge. On the right shows how in this underhammer pistol, the cartridge is loaded with the pin in the down position.



Beretta Model 1934\$550.00
Glass top display box..... \$15.00
For more information contact Bob Urso, tel 360 733-4406 email boburso@comcast.net

or visit http://home.comcast.net/~boburso/piccolo/4s_bobBER.htm



1/3scale paterson with all accessories 2000.00 and thacker long barrel paterson with all accessories very rare 5500.00

Contact Ron Weingarten (818) 360-5783



1/2scale mauser 2900.00




1/2scale luger 1600.00



1/2 scale borchart with all accessories 2400.00

Books by MAS Members



The Jewel of the Imperial Crown in Miniature

The latest book on the work of Antonio Rincon, and his search for the history, tools, and materials to make the guns, made for Napoleon. \$90.00 plus postage

Great Arms of A. Rincon

Full color, history of arms, featuring the miniatures of Antonio Rincon. 218 pages, hardcover, large format - 12" x 10" - fully illustrated, with dust jacket. \$90. To order contact Alice McGinnis, Tel. (608) 798-28860




The Miniature Firearms of David Kucer

6" X 8 7/8", hardbound, 64 pages, color and black and white, in English and French. A great book on Master miniature

maker David Kucer. How he got started, with nice photos of many of his beautiful works. Price 25.00 plus postage. Contact David Kucer - tel (514) 935-9530 - email DMKucer@aol.com

The Tiniest Guns by Bob Urso

This thlird edition -160 pages- is the only reference for collectors of 2mm pinfire and rimfire berloque and charm pistols. \$25.50 post paid in the USA. \$32 to Europe. \$27 to Canada. Contact Bob Urso Tel. (360)733-4406 email boburso@comcast.net



The Making of a Miniature Firearm by George Jones

1/8th-scale Navy Colts, one set presented to James Cameron during the making of "Titanic", on which George worked, NRA medal winner, Winchester-

Schuetzen rifle, in 1/8th-scale, a brace of percussion-pistols made for President Ronald Reagan. Order at www.georgewjones.com

Click on "check out my books"

Cooper Tribute Book

3 manuscripts by John Cooper: Miniature Percussion Box Lock Pistols, Miniature Percussion Revolvers, and Miniature Revolvers with Hinged Sideplates. 72 pages, profusely illustrated, in colour. If you have been put off from buying this book because of the complicated procedure of buying from the UK - salvation is at hand. Alice McGinnis has a few copies for sale which she will send to first comers in exchange for \$35 including postage within the US." Alice McGinnis tel.(608) 798-2860



Miniature Guns of Mexico

The definitive book on Tom Weston by Art Brown. Over 300 pages of photos that document the development of miniature arms in Mexico! Including Thacker, and Mr. Brown's personal collection. \$99 ~ Limited Edition \$10 Priority Shipping in the USA. To order call

1-800-MINIATURE

Gold Colts by Nelson Perry

A pictorial study of the percussion Colt revolvers engraved and gold inlaid by Gustave Young. Written by recently departed MAS member Nelson Perry. 8 3/4" X 11 5/16", hardbound with color dust jacket. 206 pages. Numbered copy with color dust jacket: \$60.00. Numbered leather bound copy:\$120.00, Contact Wayne Driskill (281)485-1830 or (281)468-7103 cell, email driskill@hotmail.com



The Art of Miniature Firearms by Art Brown, Morrow & Hall.

A publication of the Miniature Arms Society, it includes all the great makers past and present. Over 335 pages in full color. To order contact Alice McGinnis

Tel. (608) 798-2860

email mcginnr@chorus.net

Wayne Driskill Miniature Firearms

Pearland Texas, Tel (281) 485-1830 Cell (281) 468-7103 WWW.waynedriskillminiatures.com

Check out my website when you get a chance. Lots of new items added and lots of prices reduced.



1/3 scale Remington New Model Army percussion six shot revolver cased with accessories by master miniature maker David Kucer of Canada. 4 5/16" OAL. Blue finish, hammer and trigger in the white. Brass trigger guard with a nice patina. Barrel marked with the proper Remington barrel address., the bottom marked D.KUCER. This is one of my favorite Kucer pieces! Price: \$6,500.00



1/4 scale British Tower flintlock pistol by J. M. Vernon in England. 3 3/4" OAL. Fully functional, the barrel is bored to touch hole, lock has both half and full cock with a nice crisp action. Glass topped case, marked "J. M. Vernon, Hillside House, Baltonsborough, Glastonbury". Price: \$1,500.00



1/3 scale cased pair of Colt Texas #5 Paterson revolvers by Larry H. Smith. Very early - serial numbers 8 and 9. 3 1/8" OAL. Frames are brass, the steel parts in the white. ivory grips They shoot the 2mm pinfire blanks. Manually indexed One spout powder flask that contains 47 2mm pinfire cartridges; and the original Larry Smith instruction page. This set was previously in the Sutherland and Rich Koury collections. Price: \$2,400.00



1/3 scale LeMatt by an unknown maker. This is a 9 shot revolver with a single shot shotgun barrel in the middle of the cyl-

inder. 4 3/8" OAL. Nose of the hammer flips down to change between firing the revolver cylinder and the shotgun barrel. Backstrap marked with the number 8. Fully functional and extremely well made! Price: \$6,500.00



An undiscovered Balogh? See page 23 for information. Price: \$1,500.00



5 shot ring gun on the Forsyth System. See page 24 for information.

Price : \$4,000.00

Below: 1/3 scale Chicago palm pistol made by master miniature maker Andrew Dyson in England. 2" long overall with a .65" barrel of .10 caliber. Fully functional. Nickel plated finish with checkered hard rubber side panels and grip. Price: \$2,195.00

